

FRAMED-EDGED PLATES

(size in cm, width x height)




LL1 44cm x 12cm


LL2 54cm x 15cm



AA1 38cm x 24cm



AA2 51cm x 20.5cm



SS1 37.5cm x 26cm

Australian Cast Signs are a quality handcrafted product that will add value and beauty to your home or business.

Each sign is made to the individual requirements of our customers. You choose the shape, colour, emblem and wording and we manufacture the sign to suit your needs.

All signs are integrally cast in solid aluminium. The whole sign is powder-coated to ensure long-lasting durability and the lettering and emblems are hand-painted in quality enamels.

Australian Cast Signs are individually made by pouring molten metal into sand moulds. This may result in slight irregularities on the surface of the sign. This is not a fault, but an indication of the traditional manufacture of the product.

Please call to discuss your requirements or emblem and design possibilities.



Letter-Box Front
31cm x 31cm

your distributor:

JETMASTER * OLDE STYLE INTERIORS

PO BOX 250 334 BRUNKER ROAD

ADAMSTOWN 2289 PH 4952 9299

255 349 280 68



001 18cm x 13.5cm



002 33cm x 22cm



A2 47cm x 19cm

**AUSTRALIAN CAST SIGNS
ORDER FORM**

NAME.....
 ADDRESS.....
POST CODE.....
 PHONE.....
 PROFILE [redacted] or [redacted]
 PLATE CODE.....
 EMBLEM.....

PLATE DETAILS (Please circle)

Plate Colour: BRUNSWICK GREEN
 BLACK

Letter Type: ROMAN **FOLIO**
 Letter Colour: GOLD CREAM WHITE

PLATE WORDING AND LAYOUT

(Do a rough sketch indicating emblem and word placement)

TOTAL PRICE \$.....
 TERMS: 1/3 with order, balance on delivery of sign
 REMITTANCE ENCLOSED \$
 SIGNED DATE.....

Where did you hear about our product?

**CHOOSE THE SIGN YOU NEED
FOR YOUR HOME OR BUSINESS**


- 2 PROFILES available in a diverse RANGE OF SHAPES
- Your choice of BRUNSWICK GREEN or BLACK POWDER-COATED FINISH
- CREAM, WHITE or GOLD LETTERING in **ROMAN** or **FOLIO**
- Choose from over a HUNDRED EMBLEMS (only a sample illustrated here!)

BEVELLED-EDGED PLATES

(size in cm, width x height)




S1 15cm x 15cm




S2 33cm x 23.5cm




O1 16cm x 16cm



O2 32cm x 23cm



L1 33cm x 11cm
L2 46.5cm x 15cm



A1 33cm x 26.5cm